
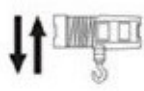
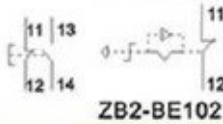


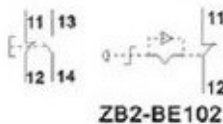


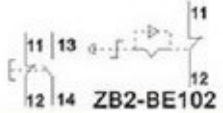


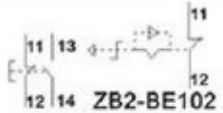


Pendant control stations

For control of single-speed motors

Functions	Number of operators	Contact blocks and scheme per direction for "Emergency stop"	Reference
 	2 mechanically interlocked + 1 trigger action latching "Emergency stop" Ø30 mm perator ZA2-BS44	ZB2-BE102 + ZB2-BE101  ZB2-BE102	XAC-A2813
 	4 mechanically interlocked between pairs +1 trigger action latching "Emergency stop" Ø40 mm operator ZA2-BS54	ZB2-BE102 + ZB2-BE101  ZB2-BE102	XAC-A4813
 	6 mechanically interlocked between pairs +1 trigger action latching "Emergency stop" Ø40 mm operator ZA2-BS44	ZB2-BE102 + ZB2-BE101  ZB2-BE102	XAC-A6813
 	6 mechanically interlocked between pairs +1 trigger action latching "Emergency stop" Ø40 mm operator ZA2-BS44	ZB2-BE102 + ZB2-BE101  ZB2-BE102	XAC-A8813